

# *Apply Texas Application Guide*

## **EARLY COLLEGE**



## Explore. Apply. Repeat.

### Research your options.

Admission information for every Texas Public University, plus some private and two-year schools.

[Begin your search »](#)

### Apply online.

Complete and submit your admission and scholarship applications online.

[Get started now »](#)

[Preview the 2017-2018 applications »](#)

[Preview the 2016-2017 applications »](#)

### Do it again.

No need to start from scratch. Copy a completed application and use it to apply to another school.

[Learn how »](#)

First time here? No problem.

[Get started »](#)

Already have an account?

[Log in now](#)

It's fast. It's easy.

It's free.

[Create your account now »](#)

username

password

[Forgot your username or password?](#)

[Log in](#)

# My Account Dashboard - My Profile

My Profile

My Applications

My Essays

My Transcripts

Enter information below to establish or maintain your free ApplyTexas profile. Additional information will be requested when you complete online applications.

If you are creating an account, your username will be assigned and presented to you.

Full legal name - **REQUIRED**

Enter your full legal last, first, and middle name. Please do not include diacritical marks such as accents (') or tildes (~). Do not use nicknames or abbreviations or commas because this information will be used for your official record if you enroll. Use your full legal name on all documents sent to the institution to which you are applying. If you have a passport, enter your name as it appears on your passport (without diacritical marks).

Last Name or Family Name or Surname

First Name or Given Name

Middle Name

Suffix

Select ▾

Date of Birth - **REQUIRED**

Enter your date of birth (month, day, 4-digit year). Do not leave blank; this information is required.

Date of Birth

Month ▾ / Day ▾ /

« 4 digit year

Place of Birth - **REQUIRED**

Enter the city, state, and country where you were born.

City

State/Possession/Province

Select one ▾

Country

Select a country if not U.S. ▾

Current grade level

Grade Level

Select ▾

Are you a U.S. Citizen? - **REQUIRED**

☐ Yes

☐ No

## Account Profile

This is all about YOU!

- Read the notes to the right of the page to help with some of the questions.
  - You will be prompted to create a password at the end of this page.
  - **REMEMBER: Apply Texas will create a username for you.**
- WRITE IT DOWN!**

---

**Email address - REQUIRED**

The email address provided will be used to communicate important information to you. You will not be able to look up your ApplyTexas username or password without a valid profile email address.

<b>E-mail address</b>	<input type="text"/>
<b>Confirm E-mail address</b>	<input type="text"/>

« Please re-type email address.

---

Apply Texas standardizes permanent and physical addresses for U. S. addresses. [What is address standardization?](#) (opens in new window)

**Permanent Address - REQUIRED**

<b>Street Address line 1</b>	<input type="text"/>
<b>Street Address line 2</b>	<input type="text"/>
<b>City</b>	<input type="text"/>
<b>State/Possession/Province</b>	<input type="text" value="Select one"/>
<b>Postal/Zip Code</b>	<input type="text"/>
<b>Country</b>	<input type="text" value="Select a country if not U.S."/>

« address only - do not re-enter your name. Include apartment number, if you have one.

« use only if street address line 1 is too long

« for U.S. or Canadian addresses only

« do not include dashes

---

**Physical Address (current street address where you reside, if different from above)**

If your Physical Address is the same as your Permanent Address, leave this question blank.

<b>Street Address</b>	<input type="text"/>
<b>Street Address line 2</b>	<input type="text"/>
<b>City</b>	<input type="text"/>
<b>State/Possession/Province</b>	<input type="text" value="Select one"/>
<b>Postal/Zip Code</b>	<input type="text"/>
<b>Country</b>	<input type="text" value="Select a country if not U.S."/>
<b>Physical Address Good Until</b>	<input type="text" value="Month"/> <input type="text" value="Day"/> <input type="text"/>

« if different from permanent address. Include apartment number, if you have one.

« use only if street address line 1 is too long

« for U.S. or Canadian addresses only

« do not include dashes

---

## Phone Numbers

Numbers only, no dashes, dots or parentheses, please. Include any city or area code here.

<b>Preferred Phone - REQUIRED</b>	<input type="text"/>	« numbers only
<b>International Preferred Phone Country Code</b>	<input type="text"/>	« if not a U.S. number
<b>Preferred Phone Type - REQUIRED</b>	<input type="text" value="Select type ▼"/>	
<b>Alternate Phone</b>	<input type="text"/>	« numbers only
<b>International Alternate Phone Country Code</b>	<input type="text"/>	« if not a U.S. number
<b>Alternate Phone Type</b>	<input type="text" value="Select type ▼"/>	

---

## Emergency Contact - REQUIRED

(Person to be contacted in case of emergency)

<b>Title</b>	<input type="text" value="Title ▼"/>	
<b>First Name</b>	<input type="text"/>	
<b>Last Name</b>	<input type="text"/>	
<b>Phone</b>	<input type="text"/>	« numbers only
<b>Phone Country Code</b>	<input type="text"/>	« non-U.S. numbers only
<b>Street Address</b>	<input type="text"/>	
<b>Street Address line 2</b>	<input type="text"/>	
<b>City</b>	<input type="text"/>	
<b>State/Possession/Province</b>	<input type="text" value="Select one ▼"/>	« for U.S. or Canadian addresses only
<b>Postal/Zip Code</b>	<input type="text"/>	
<b>Country</b>	<input type="text" value="Select a country if not U.S. ▼"/>	
<b>E-mail address</b>	<input type="text"/>	

---

### Password Information - **REQUIRED**

You will need your password each time you wish to access or modify any of your information. Please choose something you can easily remember. Your password can be 8-12 letters long, must contain at least one number, and cannot contain any spaces. Enter the same password in both Password boxes to make sure you typed it correctly.

Password	<input type="password"/>
Confirm Password	<input type="password"/>

save profile

- Once you click “Save Profile,” the next screen will show you your Username for Apply Texas.
- **It is VERY important that you make note of this Username and the Password you created.**
- You WILL need it every time you log in to Apply Texas.

---

# My Account Dashboard - Application Listing

My Profile

**My Applications**

My Essays

---


View Application List

Start a New Blank Application

---

## application details

You don't have any admissions applications. [Create a new application now.](#)



## Admissions | Start a new blank application.

create a new 4 year university undergraduate admissions application

create a new graduate school admissions application

create a new 2 year college admissions application

*Which of these should I choose?*

Note: Two year colleges do not offer graduate degrees. All graduate school applicants should choose the "create a new graduate school admissions application" option.



## create a new application for admission

**Two year colleges do not offer graduate degrees. Graduate school applicants should [apply to a four year university](#).**

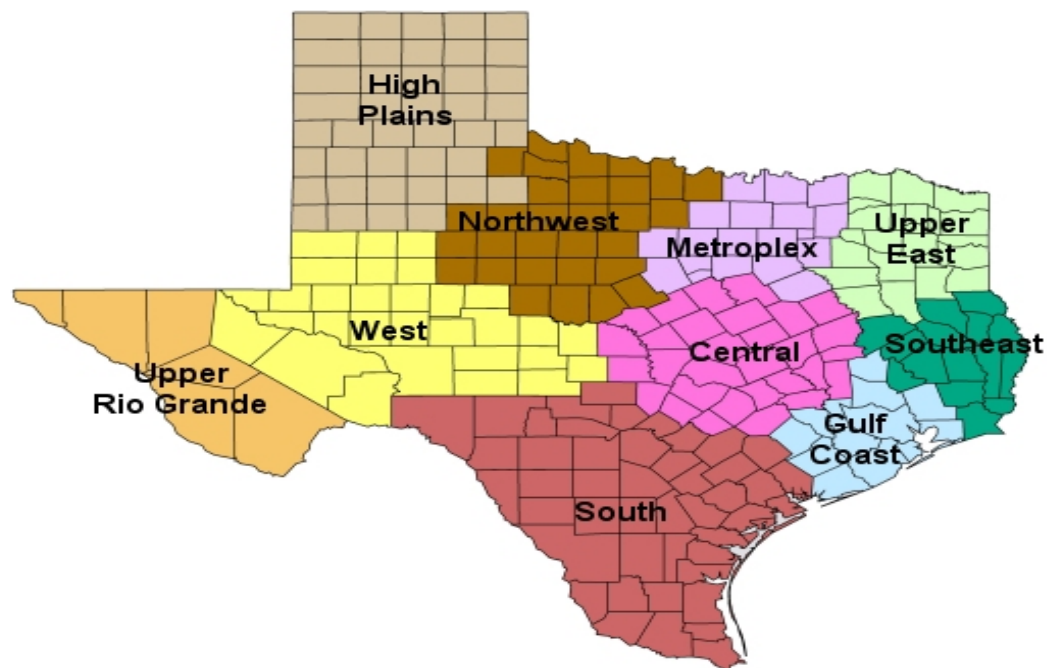
(For a clickable map with more information about Texas regions, please go to the [Texas Higher Education Coordinating Board's Texas Regions web page](#).)

Search for a college by region

**Target College:**

Search for a college from an alphabetical list

**Target College:**



Getting Ready to Start Your Application

## create a new application for admission

Two year colleges do not offer graduate degrees. Graduate school applicants should [apply to a four year university](#).

(For a clickable map with more information about Texas regions, please go to the [Texas Higher Education Coordinating Board's Texas Regions web page](#).)

Search for a college by region

Target College: San Jacinto Community College

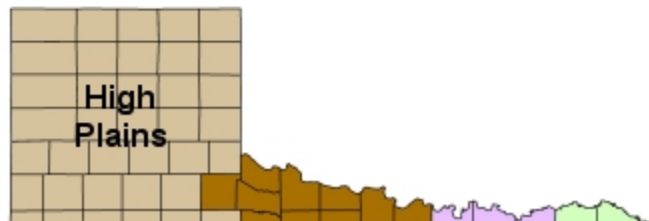
Search for a college from an alphabetical list

Target College: Select target two year college - listed alphabetically

Are you completing this application to apply for dual credit classes or concurrent enrollment at this institution while still in high school?

☒ Yes ☐ No

continue



Getting Ready to Start Your Application  
**select a semester**

Semester of Entry

Select semester ▼

continue

Check the [special application information page](#) prepared by San Jacinto Community College.

**Address:**

San Jacinto College District  
4624 Fairmont Parkway  
Pasadena, TX 77504

**Help Phone #:**

281-998-6150

**Website:**

[San Jacinto Community College](#)

**Semester of ENTRY:  
CHOOSE:  
FALL  
(AUG-DEC 2019)**

Last updated **July 14 , 2016**

[Privacy](#) [Web Accessibility](#) [FAQ](#)

## select major

### Notice about Multidisciplinary Studies Associate Degrees

Do you intend to take basic courses at a community college and then transfer to a university to complete a bachelor's degree? If so, please NOTE: A Multidisciplinary Studies Associate Degree is made up of the college's core curriculum and additional courses. The courses beyond the core curriculum are to be chosen by the student in the student's chosen field of study or major when the student transfers to the university of his/her choice.

Please select your majors.

If you don't see your desired major, check the institution's website. If you cannot find it there, contact the institution for more information

First Choice Major: Multidisciplinary Studies Associate Degree in General Studies AA

Second choice major: Select your Second Choice Major

continue

Major:

First Choice Major:

- Select: Multidisciplinary Studies Associate Degree in General Studies AA - all students have the option of switching majors at the end of sophomore year
- You DO NOT need to choose a Second Choice Major.

---

Page 1 of 5

## biographical information

---

Page 1 of 5 is Biographical Information.  
Refer to the “Apply Texas Student Profile”  
to complete this portion of the application.

1. High School You Graduated From or Expect to Graduate From: - REQUIRED

You will speed the processing of your application by searching for and selecting your high school via the school search option. Have an official transcript sent to each university to which you apply.

To begin the school search process, click the school search button, then enter the name of your high school. If you are unable to find a match in the database, please select the "School not found" option at the bottom of the search page.

For U.S. high schools, please be sure to supply both the city and state.

For international high schools, please leave the state field blank and enter the country in the city field.

Search for Your High School

Find Your High School

High School Name:

High School Code:

High School City or Country:

High School State/Possession/Province:

Select one

« if in U.S. or Canada

Expected Graduation Date:

Month

Year

☐ Please check here if you have information to enter for more than one high school

Are you home-schooled? - REQUIRED

☐ Yes ☐ No

Click: Find Pasadena Memorial High School and select it.

Expected Graduation Date:  
Month: June  
Year:  
Current 8<sup>th</sup> grade  
Is 2023

2. If you did not graduate from high school, do you have a GED or have you completed another high school equivalency program?

☐ Yes ☐ No ☒ Not Applicable

Skip #3. Go to #4  
and answer NO

3. Please list all current or previous colleges or universities you have attended or are attending, including college-level correspondence study and dual credit. - REQUIRED if applicable

Failure to list all institutions will be considered an intentional omission and may lead to forced withdrawal.

Have an official transcript sent to each university to which you apply. Please send an official transcript from all schools listed.

Current or Most Recent College Attended

Search for College 1 Find College or University 1

Name of Institution:

## educational information

1. Did you take a Tech Prep course or courses for college credit?

☐ Yes ☒ No



2. Please indicate on what basis you are seeking admission. Select the option that is most appropriate. Any/all c


**Admission Basis** Dual Credit (receiving both high school and college credit) ▼



3. Please indicate the primary reason for attending classes at this college:

**Reason Attending** Earn Associate Degree (2 years)

**Reason for Attending:**  
Select  
Earn Associates Degree



save changes

Page 4 of 5

## residency information

Page 4 of the Application is Residency Information. Refer to the “Apply Texas Student Profile” to complete this portion of the application.



## custom questions for this institution

This page will continue to appear until all questions have been answered.

### Step-by-Step Instructions

This page contains questions particular to the University and/or major to which you are applying. You must provide an answer to each question. Once all questions have been answered and saved, save the page as a whole to continue with your application.

### Campus – **REQUIRED**

Which campus do you plan to attend?

- ☒ **Central**
- ☐ **North**
- ☐ **South**

**Select:**

**“Central”**

[Step-by-Step Instructions](#)

This page contains questions particular to the University and/or major to which you are applying. You must provide an answer for all REQUIRED questions and acknowledge them as such. If you have not yet answered a question, you will be prompted to do so. If you have answered a question, you will be prompted to save it. If you have not yet saved the page, save the page as a whole to continue with your application.

Campus successfully saved

Student Classification – REQUIRED

When you enroll at San Jacinto College, what will your classification be in High School?

- ☒ Freshman (9th grade)
- ☐ Sophomore (10th grade)
- ☐ Junior (11th grade)
- ☐ Senior (12th grade)
- ☐ No longer in high school

Choose 9th grade.

save, acknowledge question

Save this question and remain on this page.


## certification and payment information

### certification of information - **REQUIRED**

---

You are required to read the statements below. By checking the box next to the statement you are agreeing to the terms and conditions laid out in the statement. If you are not checked, you will not be allowed to complete or submit this application.

You may wish to print this page for your own records; however, we ask that you *not* send in a printout of this page to the institution to which you are applying.




☐ Notification of Rights under Texas Law: Information collected about you through this application may be held by any institution of higher education to which you apply. Under Sections 552.021 and 552.023 of the Texas Government Code, you are entitled to receive information about the collected information. Under Section 559.004 of the Texas Government Code, you are entitled to correct information held by an institution that is incorrect. You may correct information held by any institution. The information that is collected about you will be retained and maintained as required by Texas records retention laws (Section 441.180 et seq. of the Texas Government Code). The Texas Higher Education Coordinating Board, or its authorized representative(s), has permission to use your information for application and/or regarding related educational outreach purposes (including, for example, to make you aware of financial aid opportunities) using any of the following methods (email, mail, phone, cellular, text message, or automated telephone dialing equipment). Your information will not be sold for commercial purposes.

---



☐ I certify that I have read and understand the [New Requirements and Important Information about Bacterial Meningitis](#)

---



☐ If my application is accepted, I agree to abide by the policies, rules and regulations at any college to which I am admitted. I authorize the college to verify the information I have provided is complete and correct and I understand that the submission of false information is grounds for rejection of my application, withdrawal of enrollment and/or appropriate disciplinary action. I understand that officials of my college will use the information submitted on this form to determine my status at the college to electronically access my records regarding the Texas Success Initiative. I agree to notify the proper officials of the institution of any changes in the information I have provided.

---



You are about to submit your application for Two Year Admissions to San Jacinto Community College for Fall 2017 with application ID 272307.

☐ Once you submit your application, you will **not** be allowed to change it in any way. We strongly recommend checking each application page again as informed by ApplyTexas after submission. Please check the box to the left to confirm you are ready to submit.

You may choose not to submit this application at this time, but you must submit your application before San Jacinto Community College will receive it.

**CLICK:  
SUBMIT APPLICATION  
NOW!!!!!!!!!!**

Submit Application Now

*I'll submit my application later. Go to [my applications](#) to view a list of my saved applications.*



*You Did It!*

**You submitted your College Application! You have  
officially applied for college.**

**...But you're not finished yet!**

**You should receive an email in 1-3 days from San Jacinto College instructing  
you to create an account with San Jac. Once you complete this step, you  
will receive your G#...this is your San Jac Student ID Number. It is important  
for you to be able to access your G# throughout your high school years.**